

Oakwood School Transition Project 2020

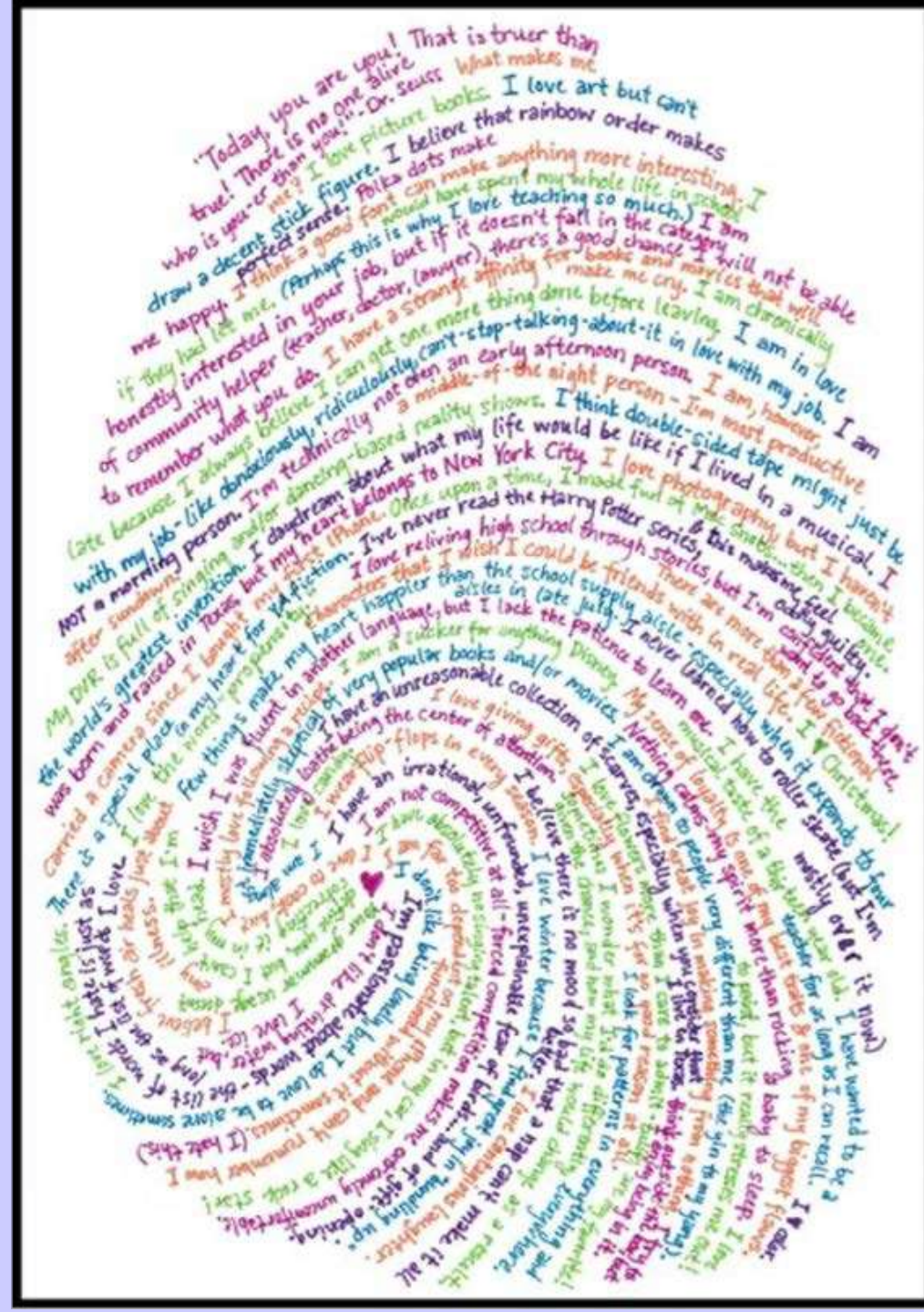
An opportunity for Oakwood School and Year 6 children to get to know
one another

Project 1

'All About Me'

All About me...

Tell us all about you. What makes you unique? Who are you now? Who do you want to become?



BAO - 8A4
- 8E2



a short, black

have a lot of good friends

- I am medium-weight
- I am short

Don, Han, Bach, Duy, C. Dao, ...
- They're very good, friendly, caring.



WHO AM I?

I'm Bao. I'm 13 years old. I'm the first born in my family. I have one sister and one brother. I love my mother and my family too. Besides, I have a lot of good friends. They're very friendly, and always make me feel happy. People say I'm a cheerful and sociable, but I think I'm very selfish and arrogant. My favourite subject is Geography and I have a lot of interests. I love music, drawing, talking rubbish things with my friends. But sometimes I don't care too much and quiet. I enjoy living in a comfortable house or bedroom. I want to drink my life juice and I want to become confident and more mature. I want to eat a lot of food or drink like burger or milk. In the future, I will become a reliable person and best discoverer in Vietnam.

On the next two slides there are some ideas about things you could include in your “All About Me” project

- **A fact file about you:** birthday, hobbies, interests, likes and dislikes, favourite books, Films, food and drink...
- **The year of my birth:** what happened during your birth year/month? You might want to include local, national, international news. What song was number one on the day you were born?
- **My ideal day:** how would you spend your perfect day? What if money was no object?
- **My family:** introduce and describe your family. You might wish to create a family tree
- **My friends:** you could write about some of your friends. What they like and dislike. What fun memories do you have of them?


- **An interview with_____**: Interview someone important in your life. It could be a friend, family member, a neighbour.
- **My dream dinner party**: who would you invite your dream dinner party and why?
- **My future**: describe what you think you will be like in the future. Choose
- describe yourself in 5, 10, 15 and 20 year's time.
- **My passions are**: what else could you add that will really help people to understand what makes you you?
- **Hopes and dreams**: what do you want to achieve in your life? How would you change the world if you could? What do you wish people would do differently? What do you love about what people do today?
- **A letter to yourself in five years**: write a letter to your 16-year-old self.

Remember – you do not need to include all these ideas! Choose at least two, or do as many as you like.

What do you like doing?

1. Making
2. Writing
3. Performing
4. Storytelling

Go to the next slide to see what kind of project could be for you...



Here are some ideas of how you could present your 'All About Me' project:

1. Making (work of art, game design, digital storyboard)
2. Writing (newspaper article, biographical chapters, poetry)
3. Performing (documentary, a speech/play, podcast)
4. Storytelling (cartoon strip, short story, timeline)





Have fun!

In September - we
can't wait to find
out all about you!

Project 2

‘An Invention to
change the World’

An Invention to change the World

What if?

What would you invent? How
could it change the world?



It starts with
Imagination...

Imagination is endless



<https://youtu.be/SVi3-PrQ0pY>

What do you think
made Mr Wonka
create this magical
place?

Top 10 Inventions of All Time



https://www.youtube.com/watch?v=bNUfZ3_VkuE


INVENTIVE PROCESS:

1. **Idea**. Come up with something that people will want to use. (slides 17-18)
2. **Prove** that this doesn't already exist. (slides 19-20)
3. **Research** to find out more. (slides 21-22)
4. **Plan**. Create details sketches, plans, drawings and designs. (slides 23- 24)
5. Get some **feedback**. (slides 25-26)
6. **Make it! Pitch it!** (slides 27-29)

1. Idea

Come up with something
that the world needs and
is something people will
want to use

Ideas, ideas, ideas...



- What do you think the world needs?
- How could this be solved?
- What could you invent to help this happen?
- How could it change the world?

2. Prove it

Prove that your invention
doesn't already exist

Prove it!



**KEEP
CALM
AND
PROVE
IT!**

You need to check to see if your idea already exists.

Just make sure your idea is original
(Check that no one has done it already)

3. Research

Find out everything you can through a wide range of research. Record, sketch, mind map or write down your own ideas.

Find out – Research and document your ideas.


- Research the idea for your invention online
- Talk to others about it
- Read
- Observe
- Gather all the things you find in one place



4. Plan

Create detailed sketches, plans, drawings, & designs for your invention.

Plans, plans, plans...



- What will it look like and how will it work?
 - Sketches
 - Digital drawings
 - Labels
 - Materials list
 - Reasons it will change the world

5. Feedback

Ask friends and family about
your ideas

Feedback – Find out if people would use it and if they feel it will change the world

Questions to ask your family and friends:

- Do you know what my invention is?
- Do you see how it will change the world?
- Would you use it?
- Would you make any changes?



6. Make it! Pitch it!

Build your invention (If you can) and plan your final pitch.

Make it! – Make your invention if you can or make sure you have great drawings and/ or plans.

- Make your prototype if you can
- Otherwise, make sure you have some great drawings and/ or plans to show your invention in full.



Pitch it – Create your pitch

What is a pitch?

A pitch is a way of presenting your idea to people to **persuade** them they want to buy or use your invention.



Pitch it – Create your pitch

There are so many ways you could pitch your invention. Here are a few ideas:

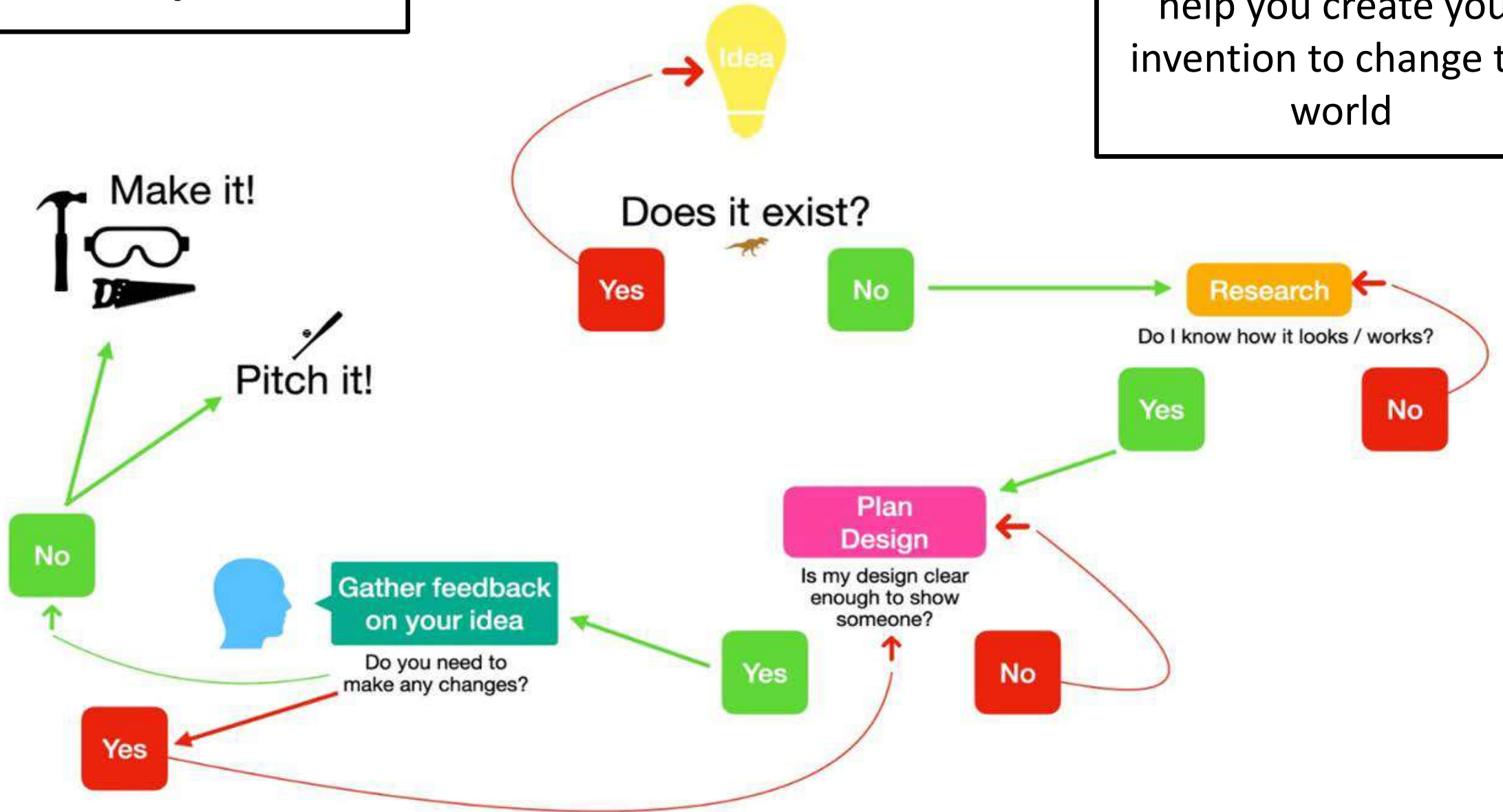
- Digital storyboard
- Work of art
- Essay
- Film/ Documentary
- Timeline
- Podcast

Use the feedback to help pitch your invention



Inventive process

Follow this flow chart to help you create your invention to change the world





Have fun!

In September -
We can't wait to
learn all about
your invention!